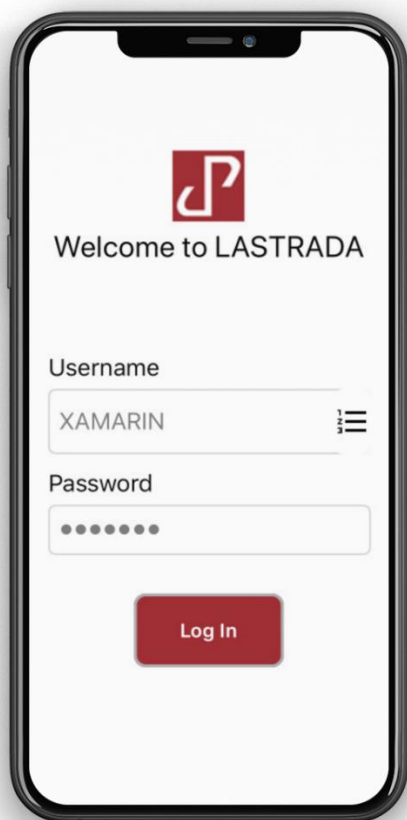

LASTRADA App

Asphalt Sample Registration



APP FOR MOBILE USE

**Dr. Jung & Partner
Software & Consulting AG**

What is the LASTRADA App doing?

The LASTRADA App offers you selected functions from LASTRADA on your mobile device. It supports additional functions for the managing directors, the construction site, the office and the laboratory.

Asphalt Sample Registration

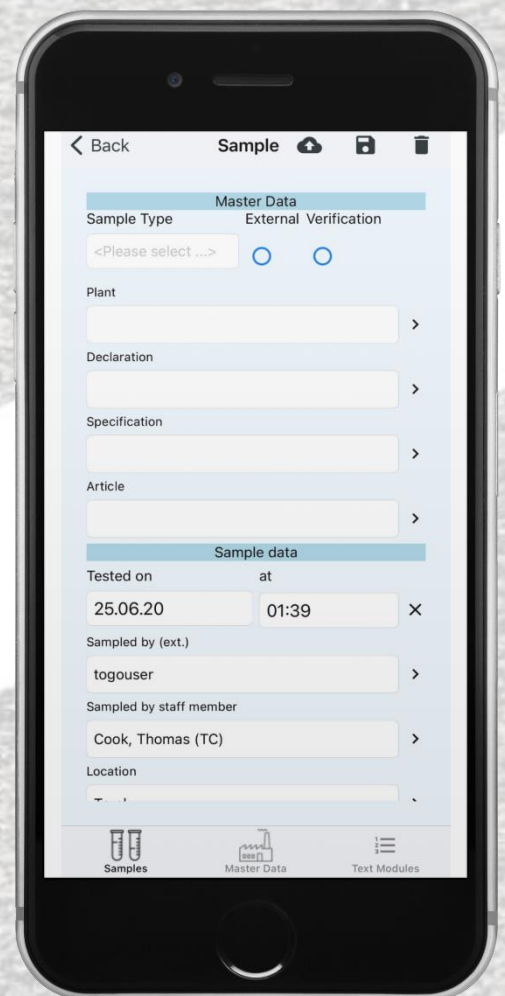
This module brings selected function from the LASTRADA asphalt modules to your device. You can completely capture any type of sample. The data registration takes place offline, even without an internet connection.

You can make the paper sample forms superfluous by documenting the sampling with your mobile device and sending it directly to the LASTRADA database.

In the sample receipt in LASTRADA you can monitor which samples are on the way or can be picked up.

Functions of Asphalt Sample Registration

- All data is recorded on the construction site
- You can scan QR codes to generate samples and pre-allocate data
- Geotag sample location
- Print the sample label and the sample information sheet at the construction side, also with QR code
- The mobile printer is connected via Bluetooth
- In the lab only scan the QR code of the incoming sample
- Attach images
- Sign the sample
- Option: select a contract



The image shows a smartphone screen displaying the LASTRADA app interface for sample registration. The screen is titled "Sample" and has a "Back" button in the top left corner. The interface is divided into several sections:

- Master Data:** Includes "Sample Type" (a dropdown menu with "<Please select ...>"), "External Verification" (two radio buttons), "Plant" (a text input field with a right arrow), "Declaration" (a text input field with a right arrow), "Specification" (a text input field with a right arrow), and "Article" (a text input field with a right arrow).
- Sample data:** Includes "Tested on" (a date input field with "25.06.20") and "at" (a time input field with "01:39" and a close button "X"), "Sampled by (ext.)" (a text input field with "togouser" and a right arrow), "Sampled by staff member" (a text input field with "Cook, Thomas (TC)" and a right arrow), and "Location" (a text input field with a right arrow).

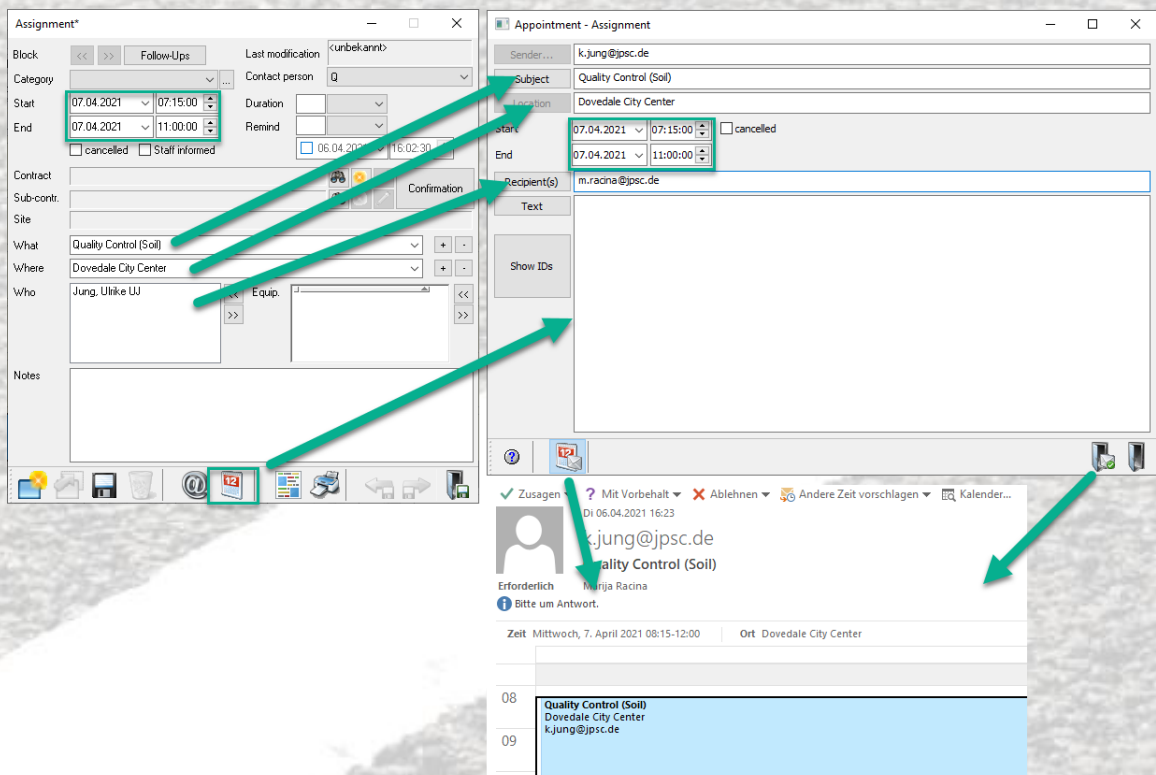
At the bottom of the screen, there is a navigation bar with three icons: "Samples" (test tubes), "Master Data" (factory), and "Text Modules" (list icon).

Your Advantages

- ✓ Paper is completely unnecessary and you also get full transparency of all samples.
- ✓ All data is recorded where it originates when the samples are taken on the construction side.
- ✓ There is no double work, errors are minimized
- ✓ The status of the sample is clear at all times.

Field Assignments

- Plan the assignments for construction site workers, vehicles and equipment from a convenient overview
- Couple construction site workers, vehicles and devices
- Plan in a clear view for each day, week or month
- Link every assignment with a contract and use the master data already stored
- Send assignments by E-Mail. The assignments appear automatically in the calendar (e.g. Outlook) on the mobile device



The screenshot illustrates the workflow of sending an assignment via email. On the left, the 'Assignment' window shows the following details:

- Block: Follow-Ups
- Category: Quality Control (Soil)
- Start: 07.04.2021 07:15:00
- End: 07.04.2021 11:00:00
- Location: Dovedale City Center
- Who: Jung, Ulrike UJ
- What: Quality Control (Soil)

On the right, the 'Appointment - Assignment' window shows the email being generated:

- Sender: k.jung@jpsc.de
- Subject: Quality Control (Soil)
- Location: Dovedale City Center
- Start: 07.04.2021 07:15:00
- End: 07.04.2021 11:00:00
- Recipient(s): m.racina@jpsc.de

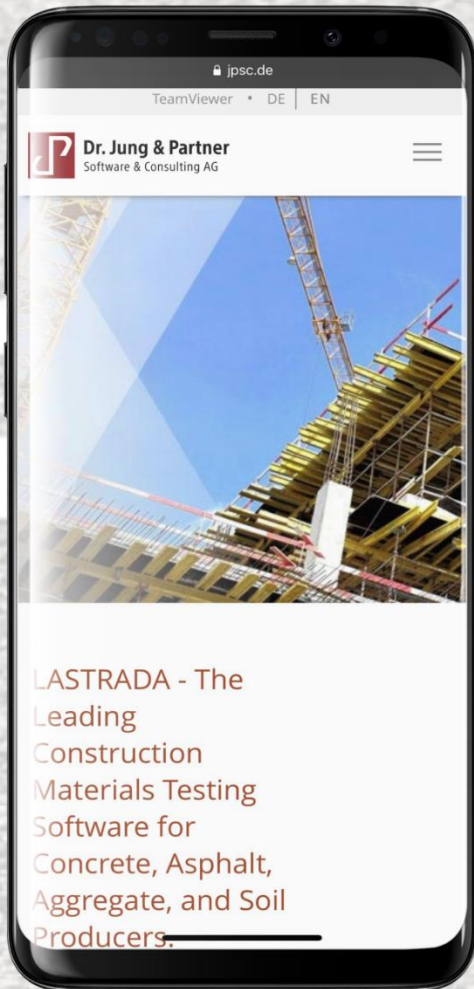
Below the appointment window, an Outlook calendar view shows the appointment card for 'Quality Control (Soil)' on Wednesday, 7. April 2021, 08:15-12:00 at Dovedale City Center. A confirmation dialog is visible, asking 'Zusagen?' (Confirm?) with options for 'Mit Vorbehalt' (With reservation), 'Ablehnen' (Decline), or 'Andere Zeit vorschlagen' (Suggest other time).



How to get LASTRADA App?

Write us an email and check out our Website!

www.jpssc.de



LASTRADA

YOUR BEST Solution for CONSTRUCTION MATERIALS TESTING

LASTRADA is the software and its excellent reputation roots in the fact that LASTRADA-users are always abreast with the latest development in the industry and with technological progress.

The flexibility of the LASTRADA standard modules is unrivalled. They accommodate the individual requirements of our wide user community. LASTRADA supports your proven workflows and at the same time it provides you with tools to increase lab efficiency and streamline the administrative overhead.



Contact us

**Dr. Jung & Partner
Software & Consulting AG**

**Naglerstraße 5
D-10254 Berlin, Germany
www.jpssc.de**

**Phone: 0049 30 688 102 630
Support: 0049 30 688 102 620
Name: Robert Albrecht
Email: r.albrecht@jpssc.de**

LASTRADA